

Assessment item 1—ASP.NET 4.5.1

Due date: 11:00pm AEST, Friday Week 5

ASSESSMENT

Weighting: 15%

Length: No set length

1

Objectives

This assessment item relates to the course learning outcome numbers 1 and 2.

More specifically, the objective of this assignment is for students to:

- Develop a dynamic Internet application with a consistent look and feel for business using an integrated suite of software tools.

Introduction

You are required to develop the *Aussie Stamp Place* website using ASP.NET 4.5.1 and C#. You must develop the web pages *according to the specifications given in this document*. This means that you must provide the functionality specified, produce the layout specified and use the data and images provided on the course website. This document is a *specification* that you are required to *implement*.

Overview of website to be developed

Your website must:

- Use a master page and content pages throughout
- Define and use a consistent theme throughout
- Use a `web.sitemap` and related navigation controls

You are also required to:

- submit a brief Word document as discussed below.

You are required to develop the following pages:

Web Page	Description
Default.aspx	The home page.
Pages/Default.aspx	Descriptor for top level menu item
Pages/animals.aspx	Header and table of Australian native animal stamps, each stamp has a name, price, number in stock, last update time and an image.
Pages/flowers.aspx	Header and table of Australian native flower stamps, each stamp has a name, price, number in stock, last update time and an image.
Pages/peace.aspx	Header and table of Peace and Victory stamps, each stamp has a name, price, number in stock, last update time and an image.
Pages/zoological.aspx	Header and table of Australian zoological stamps, each stamp has a name, price, number in stock, last update time and an image.
About/Default.aspx	The default About page
About/About.aspx	Brief information about the website.
About/ContactUs.aspx	A contact us page with contact information.

You must also create the `Web.sitemap` and `Masterpage.master` files, as well as make appropriate edits to the `web.config` file.

These requirements are discussed in more detail below.

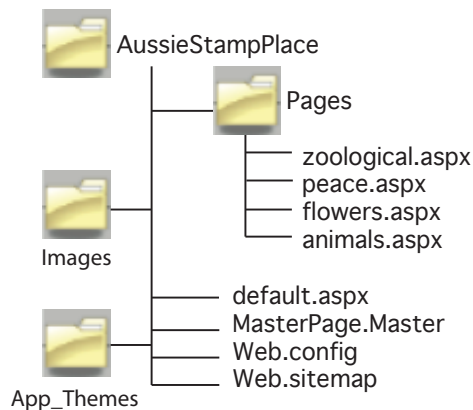
Provided materials – starter kit

To get you started, an assignment starter kit is available on the course Moodle web site. This starter kit contains:

- The `Images` directory containing all the images required for the assignment
- The `App_Themes` directory containing resources and files required for themes

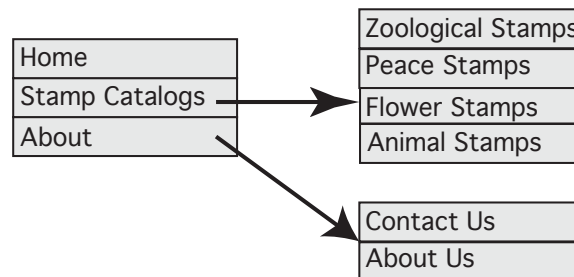
Website structure

The files in your website should be structured in the following way:



Web.sitemap

You must construct your `web.sitemap` to achieve the following menu hierarchy:

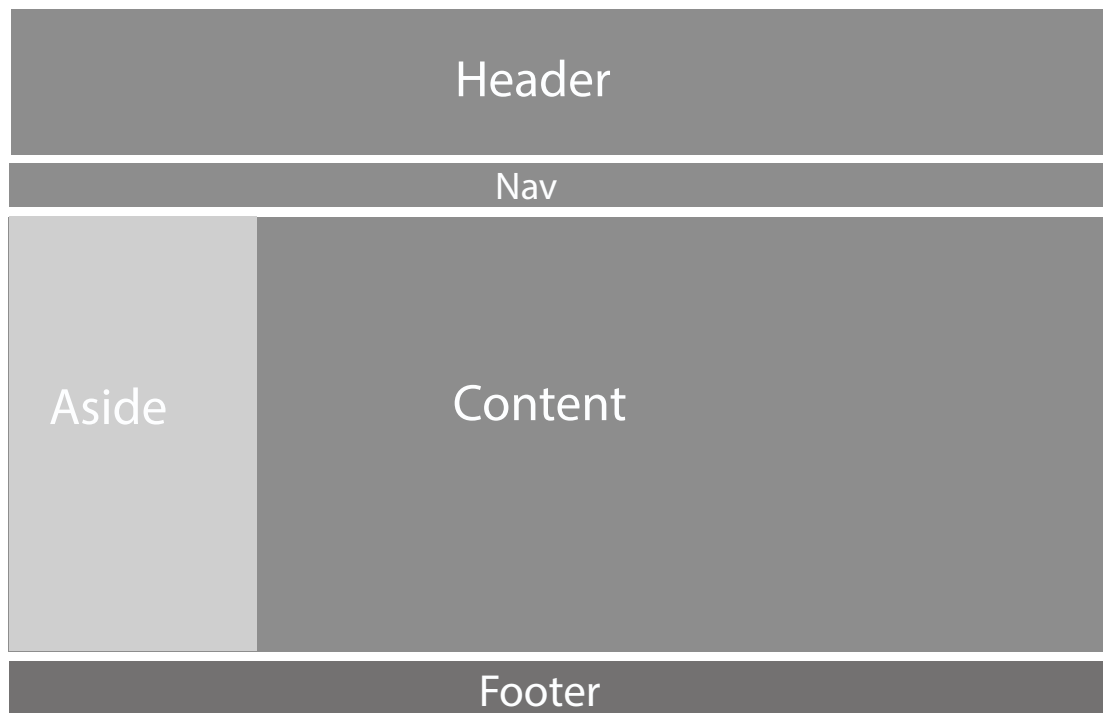


The menu items above must map to the following content pages:

Menu item	Content page
Home	~/Default.aspx
Stamp Catalogs	~/Pages/Default.aspx
Stamp Catalogs -> Zoological Stamps	~/Pages/zoological.aspx
Stamp Catalogs -> Peace Stamps	~/Pages/peace.aspx
Stamp Catalogs -> Flower Stamps	~/Pages/flowers.aspx
Stamp Catalogs -> Animal Stamps	~/Pages/animals.aspx
About	~/About/Default.aspx
About -> Contact Us	~/About/ContactUs.aspx
About-> About Us	~/About/About.aspx

Master page

Your master page must achieve the following layout:



Header

The header must contain the logo. The actual logo displayed will depend on the theme. Your `Colour` theme uses your own design of a logo or you can use the supplied `logo.jpg`. The `Monochrome` theme uses `logo.jpg` and found with the supplied `Stylesheet.css` file in the starter kit.

Nav

The `Nav` should contain a `SiteMapPath` control. Note:

- The control must obtain its menu items from the `Web.sitemap` file; menu items should not be hard coded into the `SiteMapPath` control.
- Your control should not show the top (`Home`) node.

Aside

The aside should:

- display a `DropDownList` for choosing the theme.
- use a `TreeView` to show a site menu. The `Home` menu should not appear twice.

The aside will also be used in assignment 2 for providing a login area.

Footer

The footer contains two divisions – the `copyright` and `lastupdate` divisions. The `copyright` division should contain a copyright symbol, your name and the current year, along with the image copyright statement. The `lastupdate` division should contain the date that the website was last updated. You may hard code this date.

Themes

The appearance of the website will be controlled by the use of themes. Two themes shall be supported. The first is the `Monochrome` theme and consists of a copy of the `Stylesheet.css` style sheet supplied in the starter kit and renamed `Monochrome.css`. The supplied logo, `logo.jpg`, is found in the starter kits `/Images` folder. The second theme is a `Colour` theme you have to define yourself. You can re-use the

logo.jpg file for the header image. You should modify the supplied stylesheet.css file. Start by renaming it Colour.css and then modify it to achieve your new style.

Content pages

The appearance and required functionality of the content pages are described below.

Home page

The default home page should appear as follows to a user when viewed with the Monochrome theme:



Stamp Catalogs

The default *Stamp Catalogs* page must appear as follows. Note that for brevity, only the main content area is shown.



Stamp Catalogs – Zoological Stamps

The *Zoological Stamps* page must appear as follows. Note that for brevity, only the main content area is shown.

George VI Zoological Series - 1937-38				
Name	Price	# in stock	Last update	Picture
1/2p Yellow	\$1.00	3	1/1/2012	
4p Green	\$2.50	3	1/1/2012	
5p Purple	\$2.50	2	1/1/2012	
6p Brown	\$2.50	3	1/1/2012	
9p Brown	\$2.50	4	1/1/2012	
1/- Green	\$5.00	2	1/1/2012	
5 1/2p Blue	\$0.60	6	1/1/2012	

Note that:

- A table layout is used.
- The Name, Price, # in stock and Last update fields must be as shown and the last cell should contain the image of the stamp.

Stamp Catalogs – Peace Stamps

The *Peace Stamps* page must appear as follows. Note that for brevity, only the main content area is shown. As before a table layout is used with the Name, Price, # in stock and Last update fields and the last cell should contain the image of the stamp.

Peace and Victory - Issued 1946				
Name	Price	# in stock	Last update	Picture
2 1/2p Red	\$0.60	8	1/1/2012	
5 1/2p Green	\$0.60	7	1/1/2012	
3 1/2p Blue	\$0.60	12	1/1/2012	

Stamp Catalogs – Australian Flower Stamps

The *Australian Flower Stamps* page must appear as follows. Note that for brevity, only the main content area is shown. As before a table layout is used with the Name, Price, # in stock and Last update fields and the last cell should contain the image of the stamp.


View our Australian Native Flowers Range				
Australian Native Flowers - Issued 1959				
Name	Price	# in stock	Last update	Picture
1/- 6p Red	\$0.60	8	1/1/2012	
2/- Blue	\$0.60	7	1/1/2012	
2/- 3p Green	\$0.60	12	1/1/2012	
2/- 5p Brown	\$0.60	5	1/1/2012	
3/- Red	\$0.60	4	1/1/2012	

Stamp Catalogs – Australian Native Animals Stamps

The *Australian Native Animals Stamps* page must appear as follows. Note that for brevity, only the main content area is shown. As before a table layout is used with the Name, Price, # in stock and Last update fields and the last cell should contain the image of the stamp.

View our Australian Native Animals Stamps

Australian Native Animals - Issued 1959-62

Name	Price	# in stock	Last update	Picture
6p Brown	\$0.60	8	1/1/2012	
8p Red-Brown	\$0.60	7	1/1/2012	
9p Sepia	\$1.20	6	1/1/2012	
11p Blue	\$0.60	4	1/1/2012	
1/- Green	\$0.60	5	1/1/2012	
1/- 2p Purple	\$0.60	5	1/1/2012	

Themes

The appearance of the website will be controlled by the use of themes. Two themes shall be supported. The first is the `Colour` theme and consists of the `ColourStyle.css` style sheet and the logo in the `logo.jpg` file. The second theme is the `Monochrome` theme and is implemented using the `logo-grey.jpg` logo and the `MonochromeStyle.css` style sheet.

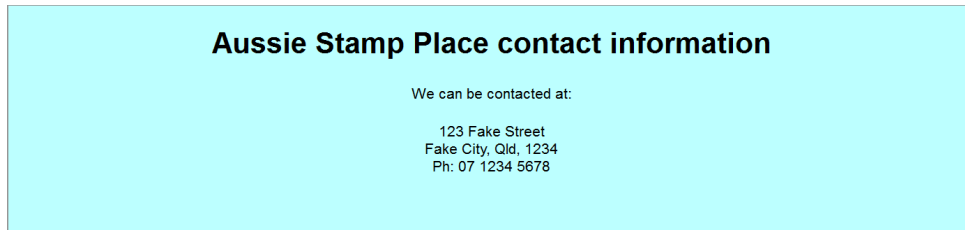
About

The default *About* page must appear as shown.

About Aussie Stamps Place

We are a low cost, online Australian stamp specialist. If we do not have the stamp you are after, please contact us and we will try to get it for you.

The *Contact us* page must appear as shown.



The *About us* page must appear as shown.



Word document

You are to prepare a brief Word document. Your document should:

- Include an appropriate title page.
- List the features you successfully implemented, there is no need to describe them.
- List the features you were unable to successfully implement; you should describe the problem in a few sentences and also briefly describe anything you attempted to get it to work. Your approach to identifying and attempting to fix these bugs may gain you some partial credit for those features you were unable to implement.
- A description of any additional functionality you believe would be useful to add to this Website. Explain what the features are and how they would help to improve the Website.
- Discuss any moral or legal issues that may arise in running a business based on the idea behind this web site.
- References (if any) listed using the Harvard Referencing Style.

Submission

You are required to submit your assignment electronically via the Moodle course website. You must combine the following files together in a .ZIP or .RAR archive:

- The directory containing your ASP.NET website.
- Your Word document

The resulting archive file should be submitted on the course website. Please note that you should use your student number as the name for the archive file you upload to the Moodle website.

Image copyrights

Important note to students: The images supplied on the course Website for this assignment are only to be used in preparing the solution for this assignment. Use of these images for any other purpose is strictly prohibited in accordance with the copyright laws.

Assessment criteria

Assignment Component	Criteria	Marks	Total
Master page - general	<ul style="list-style-type: none"> - Layout and general themes as required - Header contains logo - Footer is correct 	1.5	
Master page - Navigation	<ul style="list-style-type: none"> - Web.sitemap correct - In Nav site map tool correctly used - In aside drop down list used to select theme and the treeview works as required 	2	
Stamp Catalog pages	<ul style="list-style-type: none"> - Default page correct - The required fields are on all 4 catalog pages and are correct - Images are present and work correctly on all pages - Tables display correctly on all pages 	5	
About pages	<ul style="list-style-type: none"> - The default about and the contact us and about us pages display and have the correct information 	0.5	
Theme	<ul style="list-style-type: none"> - The theme drop down list is displayed - Toggling the theme selection updates the display correctly on all pages - A colour style (theme) independently created 	3	
Word document	<ul style="list-style-type: none"> - Lists complete and incomplete stages and describes steps taken to complete functionality (if applicable) - Discussion of ethical or legal issues - Suggestions for new functionality 	3	
Penalties			
	Total	15	

Comments:

Lecturer's Signature _____ **Date:**